

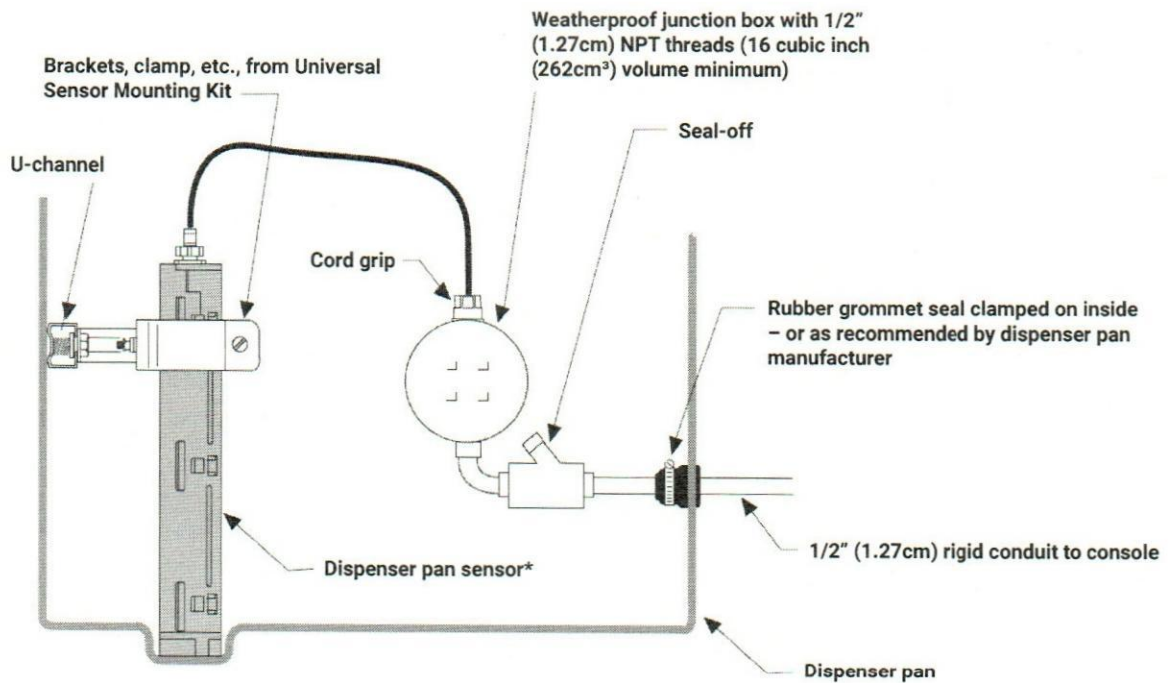


Sensor Description	Solid-State – Non-Discriminating Dispenser Pan Sensor		This Solid-State, Non-Discriminating Sensor is installed typically in a dispenser pan location to detect the presence of a liquid. Its optical liquid level technology requires no moving parts, allowing it to operate in sub-zero temperatures.			
Part Number	0794380-321					
Category	<input type="checkbox"/> Discriminating <input checked="" type="checkbox"/> Non-Discriminating <input type="checkbox"/> Position Sensitive		<input type="checkbox"/> Level Sensing <input type="checkbox"/> Static Testing <input type="checkbox"/> Hydrostatic		 	
Fuel Compatibility	<input checked="" type="checkbox"/> Gas <input checked="" type="checkbox"/> Diesel <input checked="" type="checkbox"/> Kerosene <input checked="" type="checkbox"/> Jet Fuel <input checked="" type="checkbox"/> Aviation Gas		<input checked="" type="checkbox"/> E-15 <input checked="" type="checkbox"/> E-85 ¹ <input type="checkbox"/> E-100 <input checked="" type="checkbox"/> Bio-Diesel 20 <input checked="" type="checkbox"/> Bio-Diesel 100			
¹ Single use only (Test per Sensor Operability Guide in E-10 or less)						
Console Compatibility	Recommended Min. Console Software	Sensor Interface Modules				
		Module Part #	Module Description	# of Modules per Console	# of Sensor Inputs per Module	Availability
TLS-450PLUS (8600 Series)	6.A or Higher	0332812-001	Universal Sensor Module (USM)	Up to 4 – TLS-4xx Up to 8 – TLS-4xx w/ opt. TLS-XB	16	Sold Separately
TLS-450	4.A or Higher					
TLS4 (8601 Series)	6.A or Higher	0330020-750	Universal Sensor Input/Output Module (USIOM-AC)	1	12	Included
TLS4i (8601 Series)		0330020-751			6	
TLS4B (8601 Series)					8	
TLS4c (8601 Series)						
TLS-350/R/PLUS	124/324 or Higher	0329956-001	Type A Sensor Interface Module	Up to 8	8	Sold Separately
Alarm Notification	Normal	Sensor in Normal State – No liquid detected				
	Fuel Alarm	Liquid detected – Approx. 1.0" (2.54cm)				
	Sensor Out	Sensor not communicating to ATG/Console				
Installation Kit	0330020-012	Universal Sensor Mounting Kit (Sold Separately)				
Specifications						
Operating Principle	Optical – Looking at phase changes in the light beams by causing them to interact or interfere with one another					
Product Activation Height	Fuel or Water – Approx. 1" (2.54cm)					
Operating Temperature	-40°F to +122°F (-40°C to +50°C)					
Dimensions	11.6" (29.4cm) high, 2.2" (5.6cm) diameter					
Miscellaneous/Notes	Standard Cable Length: 12' (3.66m)					
Third Party Evaluation Links	TLS-3XX/TLS-450 Series Consoles TLS4 (8601 Series) Consoles					
Product Link	Solid-State - Non-Discriminating Dispenser Pan Sensor					
Warranty with System	1 Year Parts & Labor					
Warranty (When purchased separately)	1 Year Parts Only					

Where Used (Typical)

- | | |
|---|---|
| <input checked="" type="checkbox"/> Dispenser Pan | <input type="checkbox"/> Annular Space |
| <input checked="" type="checkbox"/> Spill Containment | <input type="checkbox"/> Monitoring Well |
| <input type="checkbox"/> STP Sump | <input type="checkbox"/> Oil/Water Separator Tank |
| <input type="checkbox"/> Convault Tank | |

Example Installation


* Dispenser pan sensor should:

1. Rest in the cup or the lowest point of the dispenser pan.
2. Be positioned so as to be removable by pulling the sensor straight up out of the pan.
3. Be mounted in a true vertical position.