

UST SYSTEM COMPONENTS	DOCUMENTATION DEMONSTRATING COMPATIBILITY WITH SUBSTANCE LISTED ABOVE		METHOD A or B (MAY USE MORE THAN ONE)	DESCRIPTION OF COMPONENT TYPE, MODEL NUMBER, & NATIONAL LABORATORY CERTIFICATION, LISTING OR MANUFACTURER APPROVAL (ATTACH TO CHECKLIST)
	NO	YES		
RELEASE DETECTION EQUIPMENT	NO	YES	A	FE Petro Mech LLD- UL Listed Warren Rogers CITLDS
SPILL EQUIPMENT	NO	YES	B	OPW IC03112 Spill Containment- Manuf letter
OVERFILL PREVENTION EQUIPMENT	NO	YES	B	OPW71SOC drop tube
GASKETS & SEALS	NO	YES		NA- installed prior to 10/13/18
JOINT ADHESIVES	NO	YES		NA- installed prior to 10/13/18

Methods:

- A. Certification or listing of UST system equipment or components by a nationally recognized, independent testing laboratory for use with the regulated substance stored.
- B. Equipment or manufacturer approval. The manufacturer's approval must be in writing, indicate an affirmative statement of compatibility, specify the range of biofuel blends the component is compatible with, and be from the equipment or component manufacturer

Note: Owners and operators may find American Petroleum Institute's Recommended Practice 1626, *Storing and Handling Ethanol and Gasoline-Ethanol Blends at Distribution Terminals and Filling Stations*, useful in complying with the compatibility requirements.

In order to be in compliance with the 2015 federal UST regulation compatibility requirements for storing biofuels, you must keep documentation of compatibility of the UST system components listed on this page as long as you store the fuel.

For your records, you should update this checklist each time you repair or replace components of your UST system to ensure you have all the required compatibility documentation while storing biofuels.

Checklist Completed By: print name: Hope Collins

date completed: 5-15-18

signature: Hope Collins

position/title: Project Manager



OFFICE OF THE ILLINOIS STATE FIRE MARSHAL
 Division of Petroleum and Chemical Safety
 1035 Stevenson Drive
 Springfield, Illinois 62703-4259
 (217)785-1020 or (217)785-5878

FOR OFFICE USE ONLY
 Facility # 1-040399
 Permit # 00627-2001INS
 Request Rec'd 04/04/2001
 Amended Date
 Approval Date 04/05/2001 MWB
 Permit Expires 10/05/2001

Permit for INSTALLATION of Underground Storage Tank(s) and Piping for Petroleum and Hazardous Substances.

Permission to install underground storage tank(s) or piping is hereby granted. Such installation must be in complete accordance with acceptable material as specified in the Federal Register, Part II Environmental Protection Agency, 40 CFR Parts 280 and 281, and also with all sections of 41 Illinois Administrative Code, Part 170. The contractor the permit was issued to or an employee of that contractor (this does not include a subcontractor) shall submit a required job schedule for installation of underground storage tank(s) to the Office of the State Fire Marshal, Division of Petroleum and Chemical Safety. **THIS PERMIT IS VALID FOR SIX MONTHS FROM THE APPROVAL DATE.**

<p>(1) OWNER OF TANKS - Corporation, partnership, or other business entity: North's Oil Co PO Box 618 Dixon, IL 61021 Contact: Jack Smith (815) 284-6635</p>	<p>(2) FACILITY - name and address where tanks are located: DND Travel Plaza 1801 S Grand Ave Dixon, Lee Co., IL Contact:</p>
---	--

(3) INSTALLATION OF TANKS:

- (a) *Number and size of tanks being installed:* (TK # 1, 2) - 12,000 gallons, (TK # 3) - 20,000 gallons
 - (b) *Type of tanks:* (TK # 1, 2, 3) - XERXES single wall fiberglass
 - (c) *Type of piping:* (TK # 1, 2, 3) - Environ Geo Flex flexible double wall
 - (d) *Product to be stored in each tank:* (TK # 1, 2) - Gasoline, (TK # 3) - Diesel
 - (e) *Type of leak detection being used:*
 Tank: (TK # 1, 2, 3) - Incon TS 1001 automatic tank gauge
 Piping: (TK # 1, 2, 3) - FE Petro STP mechanical line leak detector
 - (f) *Corrosion Protection being used:*
 Tank: (TK # 1, 2, 3) - Fiberglass
 Piping: (TK # 1, 2, 3) - Non-corrosive flexible
 - (g) *Spill containment devices:* (TK # 1, 2, 3) - OPW 101 spill containment manhole
 - (h) *Overfill prevention devices:* (TK # 1, 2, 3) - OPW 233V ball float vent valve
- (4) Owner must notify this Office when completion of tank installation has occurred, on the Notification Form for Underground Storage Tank Form. Please note a form has been forwarded to the name and address shown in Item 1 (All pages of this form must be completed).
- (5) **SPECIAL CONTINGENCIES:** All steel flex connectors or risers in contact with native soils must have corrosion protection.

(6) PERSON, FIRM OR COMPANY PERFORMING WORK:

Seneca Corporation 17851 - 244th Ave. Bettendorf, IA 52722	Contact Person: Michael Worthington Phone: (319) 332-8000 Contractor Registration # IL-598 Exp. 02/23/2002
--	--

Sincerely, W. Dale Tanke
 W. Dale Tanke, Storage Tank Safety Engineer

cc: Storage Tank Safety Specialist - Oltman
 Fire Department -
 Office Coordinator - js
 Division File
 (Rev. - 1/98)

WDT:



OFFICE OF THE ILLINOIS STATE FIRE MARSHAL
Division of Technical Services
 1035 Stevenson Drive
 Springfield, Illinois 62703-4259
 (217)524-7605

FOR OFFICE USE ONLY
Facility # 1-040399
Permit # 01137-2011UPG
Request Rec'd 11/16/2011
Amended Date
Approval Date 11/16/2011 JC
Permit Expires 5/16/2012

Permit for UPGRADE or REPAIR of Underground Storage Tank(s) and Piping for Petroleum and Hazardous Substances.

Permission to upgrade or repair underground storage tank(s) or piping is hereby granted. Such upgrade or repair must be in complete accordance with acceptable materials as specified in the Federal Register, Part II Environmental Protection Agency, 40 CFR Parts 280 and 281, and also with all sections of 41 Illinois Administrative Code, Parts 174, 175 and 176. The contractor the permit was issued to or an employee of that contractor (this does not include a subcontractor) shall submit a required job schedule for underground piping upgrade, leak detection, spill and overfill prevention of underground storage tank(s) to the Office of the State Fire Marshal, Division of Petroleum and Chemical Safety. **THIS PERMIT IS VALID FOR SIX MONTHS FROM THE APPROVAL DATE.**

<p>(1) OWNER OF TANKS - Corporation, partnership, or other business entity:</p> <p>Road Ranger, LLC P.O. Box 4745 Rockford, IL 61110</p> <p>Contact: Hope Collins (815) 387-1700</p>	<p>(2) FACILITY - name and address where tanks are located:</p> <p>Road Ranger #265 1801 S. Galena Ave. Dixon, Lee Co., IL</p> <p>Contact: Tanisha Jordan (815) 516-1998</p>
---	---

(3) UPGRADE OR REPAIR OF TANKS:

- (a) *Number and size of tanks being upgraded or repaired:* (TK # 3) - 20,000 gallons
- (b) *Type of tanks:*
- (c) *Type of piping:* (TK # 3) - (Installing) Fiberglass Double Wall Ameron Dualoy 3000/LCX from the tank (one European suction line) to the new bio-diesel blending pump / sump / shed. The existing submersible pump will consequently be removed from this tank, therefore an extractor fitting / valve must be present to verify this tank / piping is European suction for future reference. Furthermore, if this tank has an existing ball float valve for overfill protection, it must be removed since this tank will now be European suction. From the discharge side of the blending pump, one new piping line will travel to a transition sump where it will manifold into two separate lines. One of the lines will lead out of the transition sump to the first three end dispenser sumps (the two western most end dispensers will be new dispensers, and the third dispenser next in line is already existing). The second new line leading out of the transition sump will run past the three western end dispensers to a location where it will tie into the existing piping trunk line to allow for bio-diesel to be served to the next four existing dispensers in line.
- (d) *Product to be stored in each tank:* (TK # 3) - B-99.
- (e) *Type of leak detection being used:*
 - Tank:** (TK # 3) - (Installing) SIR and Prec Tightness Testing Warren Rogers Assoc. Petro Network S3 Version D - see contingencies section , (TK # 3) - (Installing) Automatic Tank Gauging Veeder Root TLS 450 with CSLD probe only. There is an existing console to be used for this tank that will become a TLS 450 with CSLD ATG system.
 - Piping:** (TK # 3) - (Installing) European with No Test Req Suction from the tank to the new blending pump / sump / shed; consequently, there must be an extractor fitting at the tank for European suction verification , (TK # 3) - (Installing) Piping Sump Sensors Interstitial Monitoring Veeder Root TLS 450 at the new blending pump sump, at the new transition sump, at the two new western most dispensers, and at the tank sump to be installed with this project - (the contractor states there are existing sensors at the existing five dispensers - if there are not, this permit will have to be amended to allow for the installation of sensors in the associated existing dispensers).
- (f) *Corrosion Protection being used:*
 - Tank:**
 - Piping:** (TK # 3) - (Installing) Fiberglass Non-Corrosive
- (g) *Spill containment devices, piping, and dispenser containment devices:*
- (h) *Overfill prevention devices:*
- (i) *Manway accessible at grade:*

(4) The owner must notify this Office when completion of tank upgrade/repair has occurred, on the Notification for Underground Storage Tank Form and the licensed contractor must submit the required job schedule for underground piping upgrade, leak detection, spill and overfill prevention to the OSFM prior to the work being performed. Both forms can be obtained at www.sfm.illinois.gov or by calling (217)785-1020.

(5) SPECIAL CONTINGENCIES:

<p>(6) PERSON, FIRM OR COMPANY PERFORMING WORK:</p>	<p>Contact Person: Ron Hughes Phone:</p>
--	---



September 29, 2011

To Whom It May Concern:

The following summarizes the suitability of Xerxes' UL listed underground storage tanks for the storage of ethanol-blended fuels and biodiesel fuels:

Single-Wall Tanks

- Tanks manufactured prior to February 1981 were not designed for the storage of ethanol-blended fuel. Tanks are compatible with all ASTM biodiesel blends.
- Tanks manufactured from February 1981 through June 2005 are designed for the storage of ethanol fuel up to a 10% blend (E10), as well as all ASTM biodiesel blends.
- Tanks manufactured from July 2005 to date are designed for the storage of ethanol fuel blends up to 100% (E100), as well as all ASTM biodiesel blends.

Double-Wall Tanks

- Tanks manufactured prior to April 1990 were designed for the storage of ethanol fuel up to a 10% blend (E10), as well as all ASTM biodiesel blends.
- Tanks manufactured from April 1990 to date are designed for the storage of ethanol fuel blends up to 100% (E100), as well as all ASTM biodiesel blends.

Additionally, all storage tanks designed for storage of ethanol-blended fuel up to 100%, as noted above, are also UL listed under UL's Standard 1316 for the storage of ethanol fuel blends up to 100% (E100).

This summary is intended to address standard production tanks. Different tank models with an appropriate UL listing and designed for higher levels of ethanol storage were available throughout this period of time. Ethanol blend compatibility for such tanks is based on the design specifics of each tank.

Further information regarding product compatibility can be found in the applicable Xerxes limited warranty.

Sincerely,



Thomas Tietjen
Vice President
Sales & Marketing



AMERON
INTERNATIONAL

FIBERGLASS - COMPOSITE PIPE GROUP



Dualoy® 3000/LCX Coaxial Fiberglass Pipe and Fittings

contained underground fuel-handling system with rigid fiberglass primary and integral rigid fiberglass containment layers*

Uses and applications

Rigid fiberglass coaxial fuel handling systems requiring Underwriters Laboratories Listing for containment piping and primary lines conveying the following fuels:

alcohols	leaded gasolines
alcohol-gasoline mixtures	oxygenated fuels
diesel fuels	unleaded gasolines
MTBE fluids	

Description

Ameron Dualoy 3000/LCX rigid fiberglass coaxial piping is a cost-effective solution for contained piping systems. LCX is used for product delivery lines in underground fuel handling systems to convey fuel from the tank to the dispensers. Dualoy 3000/LCX pipe is UL Listed for use with motor vehicle (MV), high blend (HB), concentrated (CT) and aviation and marine (A&M) fuels.

The LCX pipe is manufactured as an integral unit. The primary is made of chemically inert, non-permeable, fiberglass reinforced epoxy resin which is inherently resistant to deterioration due to water and microbial attack. This layer is covered with a porous layer to provide the small interstitial space which facilitates rapid leak detection. Then, the containment layer, comprised of the same material as the primary, is wound over the primary and porous layers.

The containment system is installed with custom designed Ameron clamshell containment fittings. Both the primary and containment systems are bonded for long-term, reliable performance.

- **Dualoy 3000/LCX containment fittings are typically bolted in place while the adhesive cures.**
- **Dualoy 3000/LCX reduces installation and inspection time dramatically, retaining system integrity.**
- **The Dualoy 3000/LCX double wall design significantly improves impact resistance over single wall pipe.**
- **Dualoy 3000/LCX fittings provide true double wall design which permits communication of the interstitial space throughout the system.**

Listings and approvals



Underwriters
Laboratories Inc.®

The rigid fiberglass piping used in Dualoy 3000/LCX is Listed in the United States with Underwriters Laboratories for nonmetallic underground piping for MV, HB, CT and A&M fuels under File No. MH9162. Dualoy 3000/LCX pipe and fittings are also Listed with Underwriters Laboratories of Canada for Petroleum Products and Oxygenated Fuels (File CMH715). Underwriters Laboratories has also approved Dualoy 3000/L and Dualoy 3000/LCX for use with MTBE fluids. In Great Britain the Dualoy 3000/L system has been tested and accepted by the London Fire and Civil Defence Authority. Dualoy 3000/L has been issued a Certificate of Compliance to the Institute of Petroleum (IP) Specification by ERA Technology, Ltd.

* U.S. Patent No. 5,725,920

Performance

Primary operating pressures to 300 psi (20 bar)

Continuous operating temperature to 150°F (66°C)

Containment system pressures to 50 psi (3.45 bar)

Individual system components may not have the same ratings as the pipe. Refer to the detailed product information for the specific components to determine the pressure rating for the system as a whole.

Composition

Primary pipe: Filament-wound fiberglass reinforced epoxy pipe with integral epoxy liner and exterior coating. When classified in accordance with ASTM D2310 and ASTM D2996, the pipe meets the following cell limits: RTRP 11CX-5430.

Pipe containment: Filament-wound fiberglass reinforced epoxy pipe.

Interstitial space: Dry, graded glass beads secured in place with adhesive backed tape.

Fittings: Compression molded or filament-wound fiberglass reinforced epoxy primary fittings. Containment fittings are molded.

Adhesive: Ameron PSX™*20 or PSX™*34 ambient-cure, two-part epoxy for all services (including alcohols and MTBE).

Joining system

Primary: Bell and spigot taper/taper adhesive-bonded joint

Containment: Adhesive-bonded clamshell fittings. Parts are compression molded for exact fit and match. Material is identical to primary fittings and is fully Listed by UL for all services, including use in MTBE fluids.

Pipe lengths

Standard 20 ft. (6.1 m) random lengths 17 to 21 ft. (5.2 to 6.4 m)

and 30 ft. (9.1 m) random lengths 27 to 32 ft. (8.2 to 9.7 m)

Other lengths up to 42 ft. available upon request.


Fittings

Primary—	Adapters: bell x NPT male ¹	Flange stub ends ¹
	Adapters: bell x NPT female ²	Isolation bushings ¹
	Adapters: spigot x NPT female ²	Nipples ²
	Adapters: spigot x NPT male ²	Reducer bushings ¹
	45° elbows ¹	Repair couplings ¹
	90° elbows ¹	Sleeve couplings ²
	End caps ¹	Tees ¹
	Flange rings ¹	Dispenser pan penetration fittings ¹
Containment—	45° elbows ¹	Couplings ¹
	90° elbows ¹	Tees ¹
	Termination sleeves ^{1,3}	

¹ Molded fitting

² Filament-wound fitting

³ 2-inch available with or without test valve. 3- and 4-inch available only with test valve



National Environmental Fiberglass, L.L.C.

October 11, 2011

Fuel Storage Compatibility

Fiberglass Containment Products

To Whom It May Concern:

National Environmental Fiberglass, LLC. fabricates the following:

- Dispenser Sumps
- Tank Collars
- Tank Sumps
- Transition Sumps
- Single Wall Tank and Transition Sumps
- Double Wall Tank and Transition Sumps

All of the above National Environmental Fiberglass, LLC.' products are compatible to all of the following:

- Biodiesel Blends
- Ethanol Blends
- Gasoline
- Diesel

All are confirmed by Underwriters Laboratory UL listing of NEF's products:

Listed Flammable and Combustible Liquid Tank Accessory – 29YU

For questions or other information please contact Marty Roelle – President/CEO at the address and phone number listed below or at nefproducts@aol.com.

Sincerely,

Marty Roelle
President/CEO
National Environmental Fiberglass, L.L.C.

MR/lo

9444 Cassia Road • Adelanto, CA 92301
Phone (760) 246-0648 • Fax (760) 246-0559
Email: NEFproducts@aol.com • www.NEFproducts.com

High
performance.



Encore® 300

Handsome
ROI.




Encore® S

Encore®

Can new dispensers generate new profit? When you choose the Encore family from Gilbarco Veeder-Root, they can. Whether you're looking for a fresh look, the highest reliability, a better flexible fuel or Diesel Exhaust Fluid (DEF) offering, or a whole new way to market your brand, Encore has what you're looking for.

As the technology leader, we've designed the Encore family to grow with you. So no matter which model you choose, your investment will keep paying off for years to come.



Encore® S

Dispensing more than just fuel.

Gilbarco is redefining the forecourt with the Encore S, a Web-enabled dispenser that offers more of what matters in your world. Available in full color, it delivers improved margins, increased loyalty, and smoother operation — today and in the years to come.

- Applause™ TV & Applause Media System
- > Constantly updated promotional content to refresh your messaging
- > Value-added promotions keep customers coming back
- > No changes to CRIND™ peripherals or most POS systems required

Unmatched environmental protection

- > Flexible fuel option offers integrated dispensing for alternative fuels, including biodiesel and E85
- > DEF + 1 model provides new revenue opportunities with travel plazas
- > Optional VaporVac® system meets Stage II vapor recovery requirements without nozzle bellows

Advanced security and payment options

- > Better physical fuel protection from a PIN-protected operator keypad, optional meter collar and a variety of cabinet locking options
- > Better payment security options, including a secure card reader, an encrypting keypad, and full PCI and EMV-certified CRINDs
- > More payment options, including RFID contactless payment, cash acceptors and barcode readers

Superior design and durability

- > Optional Ecometer™, the industry's most proven advanced meter, provides improved accuracy to conserve your valuable fuel
- > Easy installation, with a roomy hydraulics cabinet and no below-grade access required
- > Superior usability, with a reliable, high-speed 6" printer, positive feedback grade selects, angled hose outlet castings and ergonomic nozzle boots
- > Superior durability, with a best-in-industry 4-year corrosion warranty, solid metal frame and sheathing with automotive-quality coatings, and a high-quality PPU lens

Av. Congreso 3450 - Ciudad Autónoma de Buenos Aires, Argentina - (54 11) 5167 5600

gvrr.sales@gilbarco.com



MLD+ MECHANICAL LEAK DETECTORS

FE Petro™ brand MLD+ mechanical leak detectors provide precise leak detection for standard fuel and biofuel applications on 4" submersible turbine pumps (STPs). This lineup of advanced mechanical leak detectors features reliable line leak detection capabilities and maximum product flow rates. The MLD+ features a compact, yet rugged design to reduce installation height and provide accurate, hassle-free operation.

Highlights

- Two models to meet the needs of your standard fuel applications include the MLD+G (blue cover, copper vent tubing) for gasoline with up to 10% Ethanol and the MLD+D (gold cover, copper vent tubing) for diesel with up to 5% biodiesel.
- Two models to meet the needs of your biofuel applications include the MLD+AG (blue cover, stainless vent tubing) for gasoline with up to 85% Ethanol and the MLD+BD (gold cover, stainless vent tubing) for diesel with up to 20% biodiesel or 100% biodiesel.
- Piston style construction with reduced volume allows the MLD+ to react quickly and provide more accurate leak detection capabilities.
- A specialized metering pin unique to only the MLD+ provides precision leak detection for any type of pipework system including flexible, rigid or a combination of the two.
- Burnished piston chamber provides smooth operation and long service life.
- Color coded covers easily identify the model to the application (gold for diesel and blue for gas).
- Opens completely to allow maximum product flow during fueling operation and remains open with discharge pressure as low as 1 PSI (0.07 bar).
- Compatible with FE Petro™ brand STPs, as well as competitive STPs and line leak detector housings.

Specifications

- All models are capable of detecting line leaks equivalent to 3 gph at 10 psi (11.4 lph @ 0.70 bar) when installed properly with the appropriate fuels - all models will signal detection of leaks by restricting product delivery to less than 3 gpm (11.4 lpm) and taking more than 4 seconds to open
- All models will remain in the open position during product delivery to manifold, with discharge pressures as low as 1 psi (0.07 bar) - all models will reset to "tripped" when line pressure delay is below 3 psi (0.21 bar) with pump off
- Detects leaks up to 10 feet (3 meters) above the point of installation
- Max. liquid viscosity of 70 SSU at 60 °F (15 °C)
- Gasoline models (blue cover, MLD+G and MLD+AG) are also listed for fuel mixtures containing 20% MTBE, 20% ETBE or 17% TAME with gasoline as well as diesel fuels, fuel oils, kerosene, Avgas and jet fuels.
- Diesel models (gold cover, MLD+D and MLD+BD) are also listed for kerosene applications

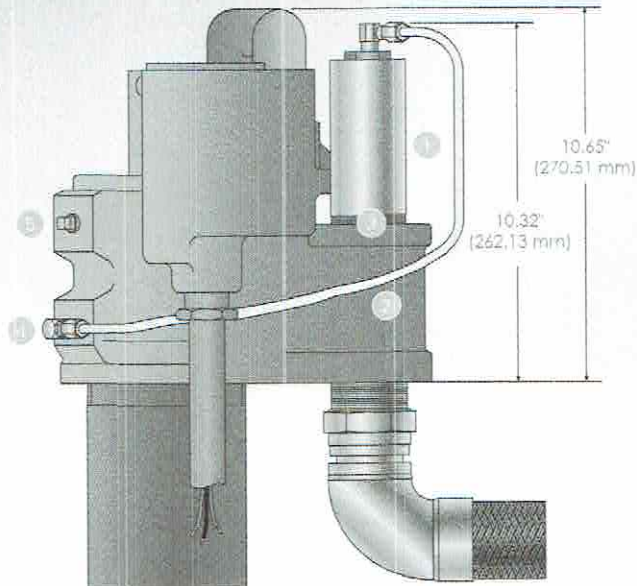
Approvals/Certifications

- cULus listed.
- Third party certified to comply with US EPA requirements 280.41 (B) and 280.44 (A) for continuous monitoring of pressurized piping.
- Consult factory for other applicable approvals.

Specifications continued

Installation

- ① MLD+
- ② MLD+ vent tube
- ③ Line leak detector housing (2" NPT)
- ④ Tank port (vent tube must be connected here)
- ⑤ Syphon port



Ordering Information

Standard Fuel MLD+ Mechanical Leak Detectors

Model	Description
403168901	STP-MLD+G for gas, single pack (blue cover, copper vent tube, brass fittings)
403168903	STP-MLD+G for gas, three pack
403170901	STP-MLD+D for diesel, single pack (gold cover, copper vent tube, brass fittings)
403170903	STP-MLD+D for diesel, three pack
403172903	STP-MLD+D combo, three pack (contains two STP-MLD+G and one STP-MLD+D)

Biofuel MLD+ Mechanical Leak Detectors

Model	Description
403169901	STP-MLD+AG for alcohol-gas, single pack (blue cover, stainless steel tube and fittings)
403169903	STP-MLD+AG for alcohol-gas, three pack
403171901	STP-MLD+BD for biodiesel, single pack (gold cover, stainless steel tube and fittings)
403171903	STP-MLD+BD for biodiesel, three pack

Notes:

1. MLD+G are listed for compatibility with fuel mixtures containing up to 10% ethanol with gasoline, up to 5% biodiesel with diesel fuels, and 20% MTBE, 20% ETBE, or 17% TAME with gasoline.
2. MLD+D models are listed for compatibility with diesel fuels with up to 5% biodiesel and kerosene applications only.
3. MLD+AG models are listed for fuel mixtures containing up to 85% ethanol with gasoline and 20% MTBE, 20% ETBE, or 17% TAME with gasoline as well as diesel fuels, fuel oils, kerosene, Avgas and jet fuels.
4. MLD+BD models are listed for diesel with up to 20% biodiesel or 100% biodiesel and kerosene applications only.
5. All above models will only mount in the 2" NPT leak detector port of a 4" submersible turbine, including competitive models, or in a leak detector adapter tee (sold separately below).
6. MLD+ models are listed for use with rigid pipelines up to 165.1 gallon capacity, with flexible pipelines up to 109.8 gallon capacity, and with combination rigid/flexible pipelines up to 274.9 gallon capacity.

Ordering Information continued
MLD+ Mechanical Leak Detector Repair Parts & Accessories

Model	Description
400440101	Vent tube (for use with MLD+G and MLD+D)
400449901	Hardware pack (fittings and documentation for MLD+G and MLD+D)
403123001	Vent tube, stainless steel (for use with MLD+AG and MLD+BD)
400449904	Hardware pack (fittings and documentation for MLD+AG and MLD+BD)
400518001	Leak detector adapter tee

FE PETRO®

A Franklin Fueling Systems Brand

frankinfueling.com

 3760 Marsh Rd. • Madison, WI 53718, USA
 Tel: +1 608 838 8786 • Fax: +1 608 838 6433
 Tel: USA & Canada +1 800 225 9787 • Tel: UK +44 (0)1473 243300
 Tel: Mex 001 800 738 7610 • Tel: FR +33 (0)1 69 21 41 41 • Tel: CH +86 10 8565 4566




Below Ground Products Fuel Compatibility Matrix

Updated 1/2015

OPW Product Number	Description	Standard Fuels: ≤15% Ethanol Gasoline ≤5% Bio-Diesel*	High Ethanol Content Gasoline: 15-100% Ethanol	High Biodiesel Content 5-20% Biodiesel*	Av- Gas / Jet Fuel	Kerosene / Fuel Oil
CXXA Double Wall Piping	Double Wall Primary Piping	X	X	X	X	X
DPC-2150/DPC-2200	Double Wall Pipe Couplings	X	X	X	X	X
SPC-0150, SPC-0200, SPC-0300	Single Wall Pipe Coupling	X	X	X	X	X
SPC-0075, SPC-0100	Single Wall Coupling Male NPT	X	X	X	X	X
SMA-1515, SMA-1520, SMA-2020, SMA-3030	E-Coated Male Adaptors	X	X	X	X	X
STF-1515, STF-2020, STF-2215, STF-2020	E-Coated Swivel Tees	X	X	X	X	X
SEF-1515, SRE-2015, SEF-2020, SEF-3030	E-Coated Swivel Elbows	X	X	X	X	X
SBC-2150, SBC-2200	Stainless Steel Swivel Bolt On Coupling	X	X	X	X	X
SMA-7575, SMA-1010	Swivel Male Adaptor (Brass or Zinc Plated)	X			X	X
SFA-7575, SFA-1010	Swivel Female Adaptor (Brass or Zinc Plated)	X			X	X
1-2100 Series / Multiports	Spill Containers	X	X	X	X	X
101BG-Series	Spill Containers	X	X	X	X	X
1-3100 Series (Edge)	Double Wall & Single Wall Spill Container Series	X	X	X	X	X
60V Series	Vapor Line Shear Valve	X	X	X	X	X
10 Series	Emergency Shut Off Valve	X	X	X	X	X
10 Plus Series	Emergency Shut Off Valve	X	X	X	X	X
10P-0152E85	E85 UL Approved Emergency Shut Off Valve	X	UL	X	X	X
61SALP-1020-EVR	Fill Swivel Adaptor	X	X	X	X	X
633T-8076	Fill Adaptor	X	X	X	X	X
61VSA-1020-EVR	Vapor Swivel Adaptor	X	X	X	X	X
1611AVB-1625	Vapor Adaptor	X	X	X	X	X
634TT-7085-EVR	Fill Cap	X	X	X	X	X
1711T-7085-EVR	Vapor Cap	X	X	X	X	X
634LPC-040	Low Profile Fill Cap	X	X	X	X	X
1711LPC-0300	Low Profile Vapor Cap	X	X	X	X	X
62M Series	Monitoring Probe Cap	X	X	X	X	X
61SO Series	Overfill Valve	X			X	X
61SOM Series	Overfill Valve Anodized	X	X		X	X
6111 & 61TP Series	Tank Bottom Protectors	X			X	X
61T Series	Drop Tubes	X			X	X
71SO Series	Overfill Valve	X			X	X
71SOM Series	Overfill Valve	X	X		X	X
233 Series	Extractor Valve	X	X	X	X	X
FCXX Series	Stainless Flex Connectors	X	X	X	X	X
53VML/30MV Series	Ball Floats	X	X	X	X	X
523V Series	Pressure Vacuum Vent	X	X	X	X	X
623V Series	Pressure Vacuum Vent	X	X	X	X	X

* Bio-Diesel must meet ASTM Standard for fuel quality to maintain compatibility with products above

UL - Emergency valve has UL or UL Approval for greater than 15% Ethanol Content ≤ Refers to less than or equal to the fuel standard rating for percentage of content