

XP FLEXIBLE PIPEWORK

APT® XP pipework provides a highly flexible pipework solution that makes installation simple and easy in any weather condition or site configuration. XP pipework can be used in both pressure and suction applications, and is ideal for underground service station fuel delivery systems. The XP pipework system features controlled flexibility, even in low temperatures, permitting fast, easy installation.



HIGHLIGHTS

- Available in 1", 1½", 1¾" and 2" diameters in a variety of coil lengths.
- The D-Series piping is a single wall, direct bury piping.
- The SC-Series piping provides additional environmental security as a secondary contained direct bury pipe.
- XP pipe features a 3 ft. bend radius for all pipe diameters making it one of the most flexible, yet durable fuel pipes available.
- No possibility of piping layer delamination due to the layered piping construction of high-grade material.
- With long coils (1000+ ft.) and simple fittings, XP pipework can be installed quickly without specialized tools in any weather.

Reel Dimensions

Reel Size	Inches*	cm*
Master	91 × 33 × 74	231.1 × 83.8 × 187.9
Super Master (S. Mast.)	91 × 52 × 74	231.1 × 132.1 × 187.9

*Reel dia. × width × hub dia.

Pipe Dimensions

Model	ID ± 0.010 Primary Layer	OD ± 0.020 Primary Layer	OD ± 0.030 SC Jacket	OD ± 0.030 Scuff Guard	Minimum Bend Radius
XP-100-D	1"	1.27"	--	--	36"
XP-100-SC	1"	1.27"	1.47"	1.502"	36"
XP-150-D	1.40"	1.70"	--	--	36"
XP-150-SC	1.40"	1.70"	1.90"	1.925"	36"
XP-175-SC	1.65"	1.95"	2.15"	2.175"	36"
XP-200-D	2.04"	2.45"	--	--	36"
XP-200-SC	2.04"	2.45"	2.65"	2.675"	36"

SPECIFICATIONS

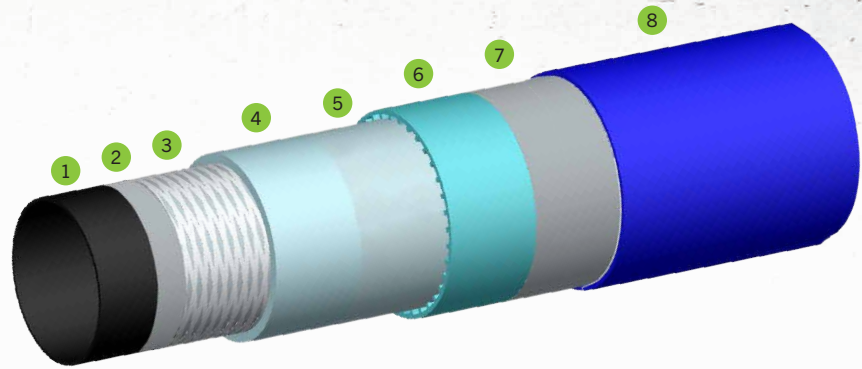
- Primary layer construction of Nylon 12 – the fuel line material contains no polyethylene.
- Do not store piping in direct sunlight.

Approvals/Certifications

- UL971 listed.
- **UL971 listed for fuels including:**
 - Motor vehicle fuels typically found in consumer dispensing facilities like gasoline or diesel including blended fuels with maximum 15% MTBE, 15% Methanol or 30% Ethanol.
 - Concentrated fuels such as alternate unblended fuels containing up to 100% concentrations of Toluene, Methanol or Ethanol.
 - High blend fuels with higher than normal gasoline blends with maximum 50% Methanol or 50% Ethanol.
 - Aviation and marine specialty fuels containing up to 100% kerosene or leaded gasoline.
- Biodiesel compatibility:
 - Biodiesel up to 5% (B5)
 - Biodiesel up to 20% (B20)
 - Biodiesel at 97% - 100% (B99 / B100)
 - All ASTM defined biofuel blends

Components

- 1 Interior primary (Nylon 12)
- 2 Metallized Mylar
- 3 Nylon Braid
- 4 Exterior Primary (Nylon 12)
- 5 Clear Mylar
- 6 Secondary Jacket (Nylon 12)
- 7 Metallized Mylar
- 8 Scuff Guard (Nylon 12)



ORDERING INFORMATION

Model	Description	Ft.	Reel	Weight	
				Lbs.	Kg
XP-100-SC	1" secondary contained	250	Master	301	136
		500	Master	408	185
		2500	S. Master	1299	589
XP-100-D	1" single wall	250	Master	258	117
		500	Master	320	145
XP-150-SC	1½" secondary contained	250	Master	333	151
		500	Master	470	213
		1,000	S. Master	789	358
		1,500	S. Master	1061	481
XP-150-D	1½" single wall	250	Master	270	122
		500	Master	570	259
		1,000	S. Master	536	243
		1,500	S. Master	686	311
XP-175-SC	1¾" secondary contained	250	Master	405	184
		500	Master	580	263
		1,000	S. Master	1076	488
XP-200-SC	2" secondary contained	250	Master	552	250
		500	S. Master	914	415
XP-200-D	2" single wall	250	Master	427	194
		500	S. Master	664	301

XP MARINA/ ABOVEGROUND PRODUCT PIPING



APT® metallic ducted (MD) pipe is the ideal choice for aboveground and marina fuel delivery systems. The MD-Series piping system contains our XP product piping inside a flexible metallic conduit. This superior construction adds fire protection, impact resistance, and UV stability to what is already the highest quality piping system. The MD-Series pipe is shipped with single wall or secondary contained pipe already installed into the metallic jacket, reducing installation time in the field. For marinas, the flexibility of this product easily handles variation in water levels and can be installed alongside or under docks.

HIGHLIGHTS

APT®'s XP marina/aboveground piping consists of XP pipe encased in metallic conduit, making it impact resistant and UV and fire protected.

ORDERING INFORMATION

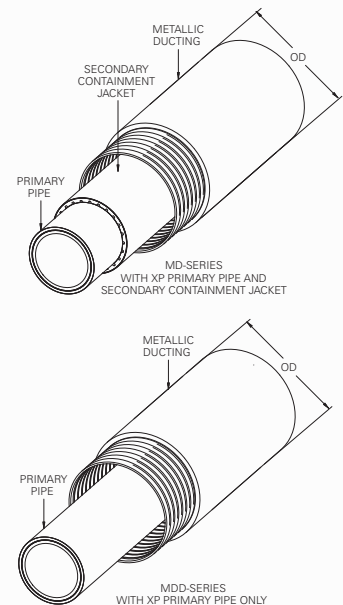
Model	Description	Primary Pipe	Ducting	Ducting OD	Ft	Reel	Weight	
							Lbs	Kg
XP-100-MD-250 XP-100-MD-500	1" secondary contained inside metallic duct	XP-100-SC	MD-200	2.36"	250 500	Master Master	628 1,441	285 654
XP-100-MDD-250 XP-100-MDD-500	1" single wall inside metallic duct	XP-100-D	MD-150	1.88"	250 500	Master Master	566 1,316	257 597
XP-150-MD-250 XP-150-MD-500	1½" secondary contained inside metallic duct	XP-150-SC	MD-250	2.85"	250 500	Master S. Master	755 1,700	342 771
XP-150-MDD-250 XP-150-MDD-500	1½" single wall inside metallic duct	XP-150-D	MD-200	2.36"	250 500	Master Master	705 1,594	320 723
XP-175-MD-250 XP-175-MD-500	1¾" secondary contained inside metallic duct	XP-175-SC	MD-250	2.85"	250 500	Master S. Master	826 1,843	375 836
XP-200-MD-250	2" secondary contained inside metallic duct	XP-200-SC	MD-300	3.5"	250	S. Master	1,804	416
XP-200-MDD-250	2" single wall inside metallic duct	XP-200-D	MD-300	3.5"	250	S. Master	1,592	360

Note: Please contact customer service for availability and lead times.

SPECIFICATIONS

Reel Size	Inches*	cm*
Master	91 × 33 × 74	231.1 × 83.8 × 187.9
Super Master (S. Mast.)	91 × 52 × 74	231.1 × 132.1 × 187.9

*Reel dia. × width × hub dia.



XP PIPE DUCTING


APT® brand 4" XP Pipe ducting allows for simple and easy pipe removal without the need for extensive excavation. The 4" inside diameter of the ducting allows XP pipe to easily slide through during installation or removal. This updated design features integrated flat, non-corrugated sections which provide flat sealing surfaces for tight entry boot connections.

HIGHLIGHTS

- Thick, corrugated polyethylene construction prevents collapse under the weight of backfill.
- Entries into sump walls are made easy with rigid or rubber ducted entry boot options available in all XP pipe diameters.
- Combine ducting with APT® rigid entry boots to form a watertight seal.
- Integrated flat, non-corrugated sections provide flat sealing surfaces for tight entry boot connections.
- Installs directly to entry boot with no need for an extra bushing or V-seal.
- Recommended for future-proofing sites for pipe changes or as an empty line for future added lines.
- Available in 100' or 250' length coils.

ORDERING INFORMATION

Model	Description
DUCT-400-100	XP pipe ducting, 100 ft. coil
DUCT-400-250	XP pipe ducting, 250 ft. coil

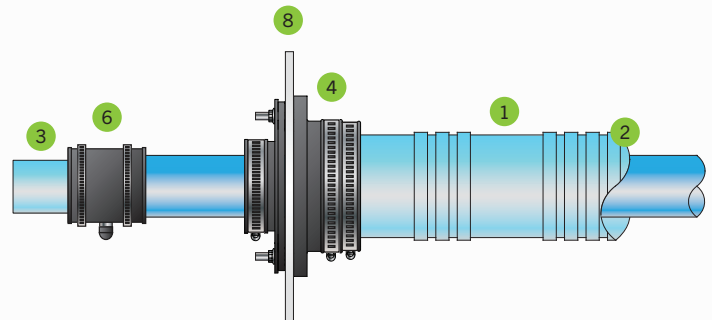


SPECIFICATIONS

Installation

- 1 XP Ducting
- 2 XP Pipe (secondary layer outside of sump)
- 3 XP Pipe (primary layer exposed inside sump)
- 4 Ducted rubber entry boot (sold separately)
- 5 Ducted rigid entry boot (sold separately)
- 6 Rubber test boot
- 7 Rigid split test boot
- 8 Sump wall

Rubber Entry Boot Application



Rigid Entry Boot Application

